



Harrington Signal Inc.
2519 4th Avenue, Moline, Illinois 61265
P.O. Box 590, Moline, Illinois 61266-0590
Phone: (800) 577-5758 Local: (309) 762-0731 Fax: (309) 762-8215
Internet: www.harringtonfire.com



Description

The HS-3644 LCD Annunciator allows you to monitor and control compatible Fire Alarm Control Panels from anywhere within your facility. Up to eight HS-3644's, each set to a unique user-programmable ID, can be connected to each FACP. A single HS-3644 can be as far as 9000 feet from the control panel.

The HS-3644 display follows the display of the FACP to which it is connected allowing immediate action from wherever these units are installed. The on-board system hotkeys provide quick access to Lamp Test and Acknowledge functions, but require the key switch to be used when accessing Silence or Reset functions.

In addition to the textual LCD, the HS-3644 incorporates six system status LEDs that offer a quick overview of system status. Monitored conditions include: Alarm, Supervisory, Trouble, Monitor, AC On, and Ground Fault.

The HS-3644 connects to a HS-3100/3200 or HS-3030 using the FACPs annunciator port. Connection between the HS-3644 and the HS-3030 requires the use of the HS-3109-3 communications board in the HS-3030 in order to drive Port 3.



Features

- Meets NFPA 72 requirements
- UL 864 and CSFM listed
- 80-character (4x20) backlit LCD
- Six common system status lights: Alarm (red), Supervisory (yellow), Trouble (yellow), Monitor (yellow), mAC On (green), and Ground Fault (yellow)
- Four system hotkeys for Ack, Silence, Reset, and Lamp Test
- Access-controlled Silence and Reset hotkeys require the keyswitch to be in the "enable" position
- Four sets of scroll keys for Alarm, Supervisory, Trouble and Monitor
- Up to eight HS-3644 annunciators can be connected to the HS-3100/ 3200 or HS-3030 Fire Alarm Control Panel
- User-programmable supervision addresses (eight options)
- Suitable for flush mounting into a standard five gang device box or surface mounting with optional back box

Ordering Information

Model Number	Part Number	Description
HS-3644R	222-0064	LCD Annunciator, flush mount, Red
HS-3644BB	222-0070	Flush mount back box for HS-3644R, Red



Engineering specificaion

Electrical Specifications

Voltage 16 - 28 VDC, power limited

Max. input voltage ripple 3.0VP-P

Standby current draw 30 mA

Maximum/alarm current 70 mA

Environmental Specifications

Operating Temperatures 32F - 120F / 0C - 49C

Humidity 85% RH non-condensing (max.)

Physical Dimensions

HS-3644 (trim plate) 4.5" (H) x 10" (W)
10.2cm (H) x 25.4cm (W)

HS-3644-SM 4.5" (H) x 10" (W) x 2 1/2 " (H)
10.2cm (H) x 25.4cm (W) x 6.4cm (H)

Connections

Maximum Distance 9000 ft. (2700m) 12 AWG

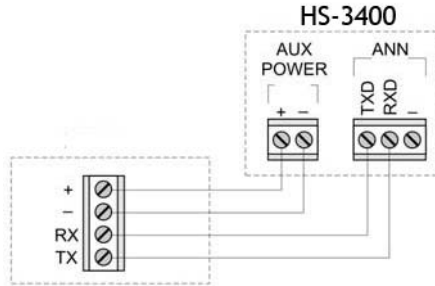
Communication/Power Wire 12 to 22 AWG non-shielded twisted
pair (two twisted pair required)

Note: Harrington recommends that the HS-3644 be powered from the fire panel. If an external power supply is used, the following conditions must be met:

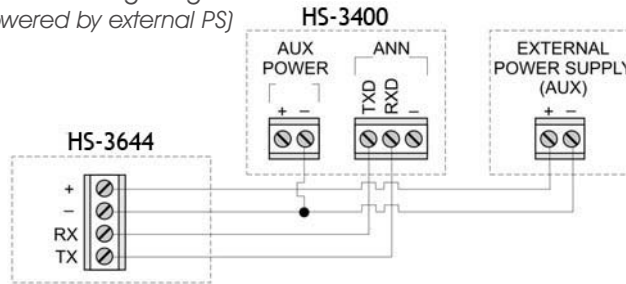
- The power supply must be regulated, filtered, power limited, and UL listed for Fire applications.
- To ensure proper communications, the negative of the power supply must be connected to the Aux Power negative of the fire panel.
- The external power supply must be mounted no further than 10ft (3m) from the FACP.
- To connect the HS-3644 annunciator HS-3030 FACP, a communications board must be in the HS-3030 (Model # HS-3109-3)



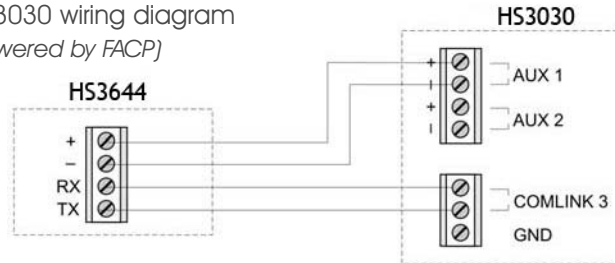
HS3644 Wiring Diagram



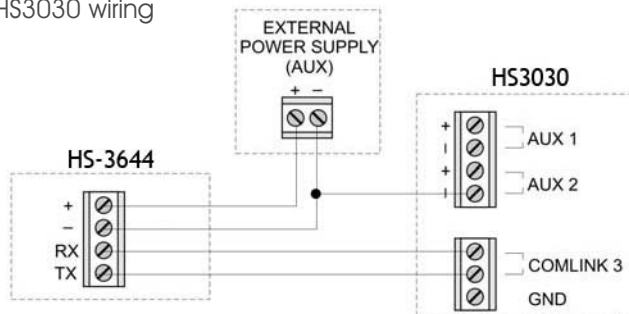
HS3644 wiring diagram
(Powered by external PS)



HS3030 wiring diagram
(Powered by FACP)



HS3030 wiring



NOTICE: The information contained in this document is intended only as a summary and is subject to change without notice. The products described have specific instructional/installation documentation, which covers various technical, approval, code, limitation and liability information. Copies of this documentation along with any general product warning and limitation documents, which also contain important information, are provided with the product and are also available from Harrington Signal Inc. The information contained in all of these documents should be considered before specifying or using the products. Any example applications shown are subject to the most current enforced local/national codes, standards, approvals, certifications, and/or the authority having jurisdiction. All of these resources, as well as the specific manufacturer of any shown or mentioned related equipment, should be consulted prior to any implementation. For further information or assistance concerning the products, contact Harrington Signal Inc. Harrington Signal Inc. reserves the right to change any and all documentation without notice. Quality manufactured for Harrington Signal Inc. by Secutron.