

Harrington Signal Inc.
2519 4th Avenue, Moline, Illinois 61265
P.O. Box 590, Moline, Illinois 61266-0590
Phone: (800) 577-5758 Local: (309) 762-0731 Fax: (309) 762-8215
Internet: www.harringtonfire.com




Description

The Harrington Signal HAVED High Rise Evacuation System operates in conjunction with the Fire Alarm Control Panel (FACP) in a building to provide automatic response to life safety emergencies. The Harrington Signal HAVED includes all the necessary features to provide an effective voice evacuation system. The Harrington Signal HAVED can be custom configured to satisfy the needs of any high rise application. Fire Department authorities can easily take command of evacuation or relocation procedures and emergencies. Building management and fire brigades can monitor and control emergency response even before the professionals arrive. The HAVED system includes capacity for 6 channels of simultaneous audio. This provides for evacuation, stay-in-place, or other public address announcements and automatic messages. Fire Fighter Phones or Warden Stations may be included as required. Area-of Rescue stations can reassure

handicapped occupants that help is on the way. Smoke control, stair pressurization, and HVAC shutdown can be completely automatic, unless controlled manually by management or fire authorities.

Features

- True Multiplex 6 Channel Distributed Audio
- Integrated Fire Phone, Area of Rescue and Fan & Damper Control Capability
- Modular System components added as needed
- Integrated 2 channel Digital Message Repeater
- Live Microphone Page to any Zone
- Fast RS-485 Communication Protocol
- Fully Supervised
- Easy Installation and Operation
- Natural Sound Voice Recordings
- Built-In Alarm and Alert Signals Up to 4-Minute Message Capacity
- Works with 12VDC or 24VDC Fire Alarm Control Panel



- Works with Analog/Addressable and Conventional Fire Alarm Control Panels
- 3-Minute Message Restart on Microphone Key
- System expandable in 25 or 50 watt increments
- Made in the USA

Ordering Information

Model Number	Part Number	Description
HAVED-MP16	335-2016	Master Panel, 16 Switch
HAVED-MP32	335-2032	Master Panel, 32 Switch
HAVED-MP48	335-2048	Master Panel, 48 Switch
HAVED-MP64	335-2064	Master Panel, 64 Switch
HAVED-MP80	335-2080	Master Panel, 80 Switch
HAVED-MP96	335-2096	Master Panel, 96 Switch

Note: The above are examples only. There are many combinations and options available. Contact Factory Technical Support or a Sales Associate for assistance.

System Configuration

Basic System Includes:

- Master Control Panel (HAVED-MP)
- Master Mic Control
- 16 Switch Control Points
- Dual Channel DMR
- High Speed Communication Loop
- Distributed Panel (HAVED-DP)
- 4 Output Speaker Zones
- Dual Channel Audio Interface
- Dual Channel Amplification

Optional:

- Integrated Fire Phone
- Area-of-Rescue
- Fan & Damper System Control

Number of distributed panels to be determined by building specifications.

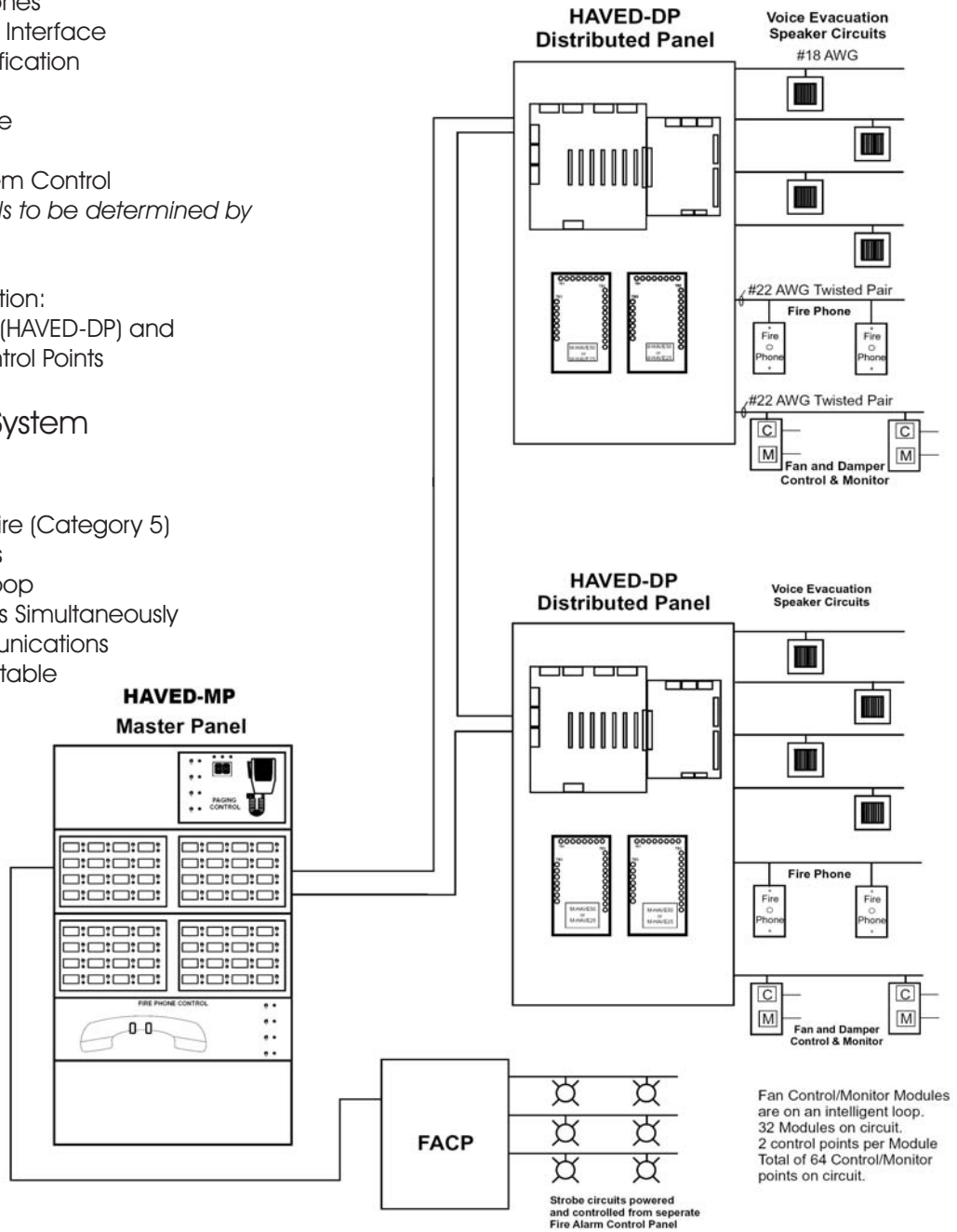
Maximum System Configuration:

- Up to 256 Distributed Panels (HAVED-DP) and
- Up to 2028 Monitor and Control Points

HAVED True Multiplex System Capabilities

NetComm Loop:

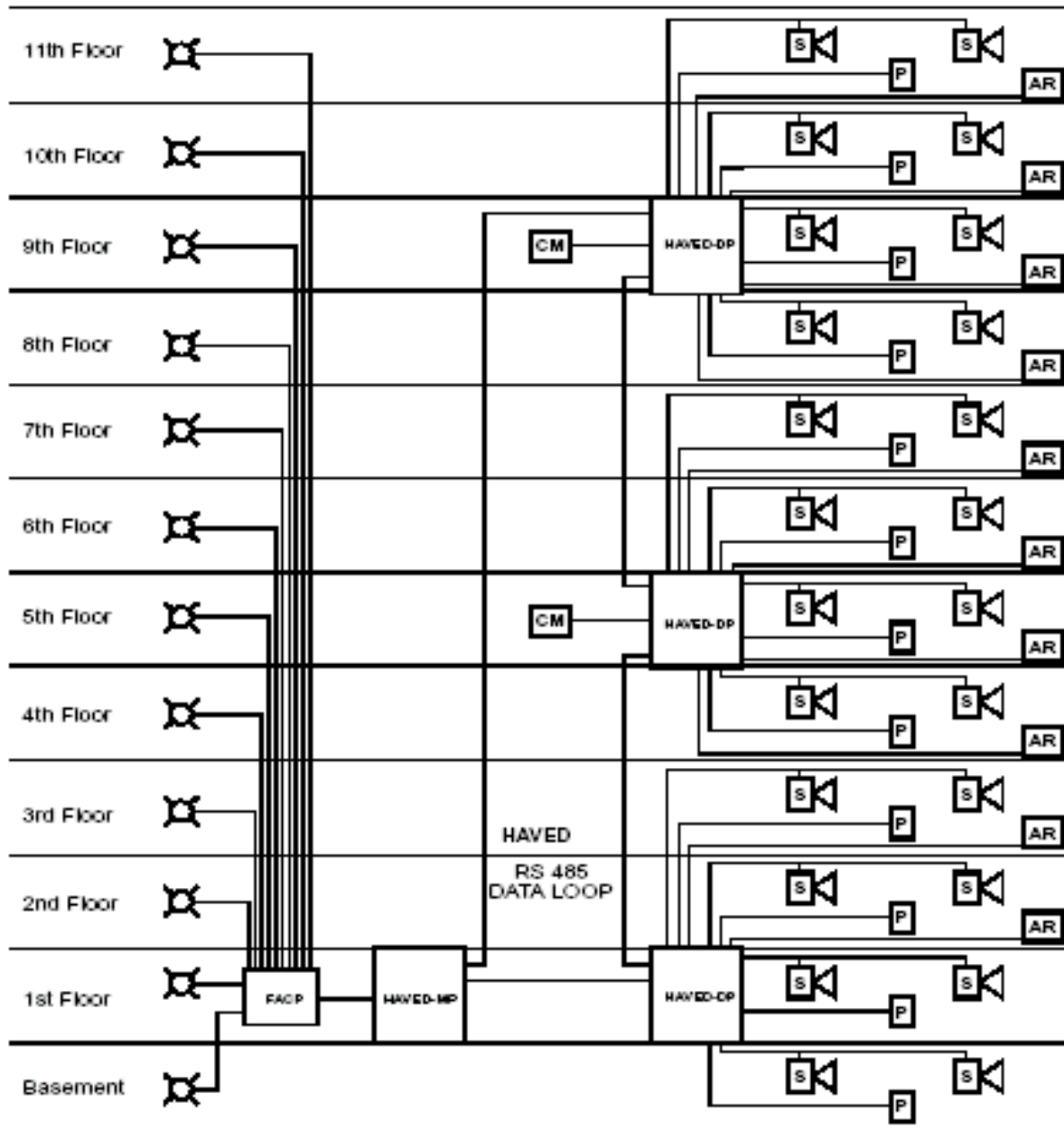
- Twisted Pair, Data Comm wire (Category 5)
- 4,000 Feet between panels
- 50,000 Feet Total System Loop
- Data and 6 Audio Channels Simultaneously
- High Speed RS-485 Communications
- Style 4 or Style 7 Field Selectable



Fan Control/Monitor Modules are on an intelligent loop. 32 Modules on circuit. 2 control points per Module Total of 64 Control/Monitor points on circuit.



HAVED
High Rise Multiplex
11 Floor Typical Riser Diagram



- | | | |
|--------------------------|-------------------------|------------------------|
| Strobe | Speaker | Area of Rescue Station |
| Fire Alarm Control Panel | Fire Fighter Phone Jack | Control/Monitor Module |

Engineering Specifications

The Voice Evacuation System shall be Harrington Signal Series HAVED High Rise or approved equal.

The HAVED system shall include one Master Control Panel and one or more Distributed Panels. The system shall be microprocessor based, and shall be compatible for use with contact closures from the Fire Alarm Control Panel (FACP).

The system shall have a highspeed communication bus and have the capacity for 6 channels of audio and data on a single pair of wires. The field wiring for the communication bus may be configured for either Style 4, Class "B" or Style 7, Class "A" supervision.

The system shall have the capacity for Fire Fighter's Phone, Area-of-Rescue communication and also have the capacity for Fan & Damper control with monitored feedback. The system shall have a minimum capacity of 2028 monitor and control points.

The Master Control Panel shall contain an integral microphone, dual channel digital message repeater (DMR), digital tone generator, 120 VAC power supply, and battery charger. The system shall be modular in design, and shall be expandable such that additional system control points may be configured.

The system shall include integral self-diagnostic routines that shall continually monitor system status, and shall indicate the precise type of trouble conditions should they occur in the system. A trouble condition within the system shall cause a trouble indication to be transmitted to the FACP.

Distributed panels shall provide a minimum of 4 Style 4, Class "B" speaker circuits, expandable to eight total. Panel may be configured for 1 to 8 amplifiers. Panel must provide up to 6 simultaneous audio channels, up to 8 Fire Phone circuits, up to 4 Area-of-Rescue circuits and up to 2 Control/Monitor loops.

Amplifiers will contain their own power supplies, battery chargers, and provide auxiliary power for other components. Speaker circuits shall be supervised for short and open circuit conditions, and shall be able to withstand transient or continuous short-circuit conditions without damage to the system.

System may be configured for General Alarm All Call operation, Alarm by Zone or Floor Above / Floor Below, as required. Contact closures shall allow immediate broadcast of an alarm signal and evacuation message to the appropriate area. Non-Alarm areas may receive alert tones and messages as required or activated by the FACP.

The alarm signal / evacuation message shall be broadcast until the FACP is reset, or until emergency personnel interrupt the broadcast with a manual page.

To prevent unauthorized tampering, the voice evacuation system shall disable the microphone if the microphone is keyed continuously for 3 minutes or more. Systems that do not have this feature shall not be acceptable.

Ordering Information Continued

Model Number	Part Number	Description
HAVED-MP16/P	335-2099	Master Panel, 16 Switch, Master Fire Phone
HAVED-MP32/P	335-3016	Master Panel, 32 Switch, Master Fire Phone
HAVED-MP48/P	335-3032	Master Panel, 48 Switch, Master Fire Phone
HAVED-MP64/P	335-3064	Master Panel, 64 Switch, Master Fire Phone
HAVED-MP80/P	335-3080	Master Panel, 80 Switch, Master Fire Phone
HAVED-M96/P	335-3096	Master Panel, 96 Switch, Master Fire Phone
		Panel option: Cards may be added as job requirements demand
HAVED-MFP	335-5001	Master Fire Phone Interface
HAVED-SSC	335-5036	Switch Scan Card
HAVED-SLC	335-5035	Switch / LED Card
HAVED-II	335-5010	Input Interface

NOTICE: The information contained in this document is intended only as a summary and is subject to change without notice. The devices described in this document have specific instruction sheets which cover various technical, limitation and liability information. Copies of these instruction sheets and the General Product Warning and Limitations Document, which also contains important information are provided with the product and are available from Harrington Signal Inc. Fire Alarm. Information contained in these documents should be consulted before specifying or using the product. For further information or assistance concerning particular problems contact Harrington Signal Inc. Harrington Signal Inc. Fire Alarm reserves the right to change specifications without notice.